

## Remotely View & Control your alienDVR CCTV footage with this FREE iPhone App

- Remote viewing of your CCTV on your iPhone
- Full or Quad Screen Viewing
- Record footage locally to your device
- Control gates and other relays remotely
- Playback CCTV recordings and save video clips
- Full screen control of live PTZ cameras

The alienDVR iPhone app provides remote viewing, PTZ control, relay control and even quad viewing of a camera recording all on to the device. Use your device to monitor your CCTV system on the move, record footage and even control relay items like gates, barriers etc. The perfect accompaniment to an alienDVR!

## System Requirements

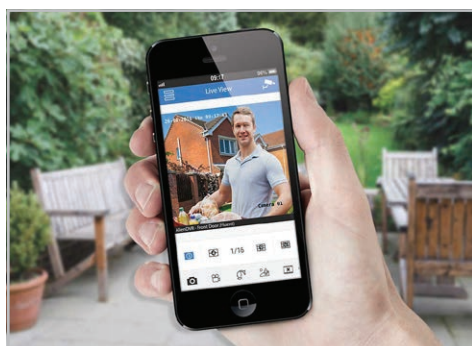
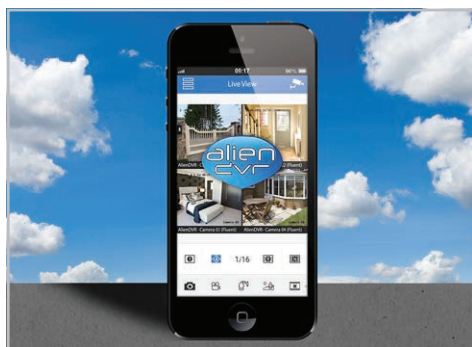
<b>iOS Version</b>	Supports iOS 6.0 or later
<b>Compatible Devices</b>	iPhone / iPod Touch (iPad separate app)
<b>Space Required</b>	Installation requires approximately 27.9MB, additional space is required for long term storage of images and video snippets
<b>Internet Connection</b>	WiFi or mobile internet connection required for live view and remote access
<b>Bandwidth</b>	For best results we recommend setting the DVR's sub-stream to CIF @ 12fps which requires 256kb/s per channel in live view*

\*on high speed connections the stream quality and frame rate can be increased.

## Licensing

<b>Licences</b>	Free Download
<b>Support Period</b>	3 Months ticket based support*
<b>URL</b>	<a href="https://apps.apple.com/gb/app/alien-dvr-client/id577782077">https://apps.apple.com/gb/app/alien-dvr-client/id577782077</a>

\*Downloads within the support period are available via your personalised Control Panel..



## FAQs

**Can I remotely view and control my alienDVR CCTV system using my iPhone?**

### Answer

The FREE alienDVR iPhone app available in the App Store allows you to view your cameras and control your DVR from anywhere in the world. Just search for "alien dvr" on the App Store and install it on your iPhone.

You'll need to make sure your alienDVR has been networked and setup for remote viewing then simply enter your DVR's information and you're good to go.

**What internet speed do I need stream live video from an alienDVR?**

### Answer

The quality of image you can stream depends on your available bandwidth and the bit rate of the live images you are trying to view. For best results we recommend setting the DVR's sub-stream to CIF @ 12fps which requires 256kb/s per channel in live view.

If you have a high speed internet connection you can increase the stream quality and frame rate to suit your needs. At 720p 12fps image for example would require roughly 2MB/s per channel.

## Quick Links

**Free Download - alienDVR iPad App**

<https://apps.apple.com/gb/app/alien-dvr-client-hd/id577794173>

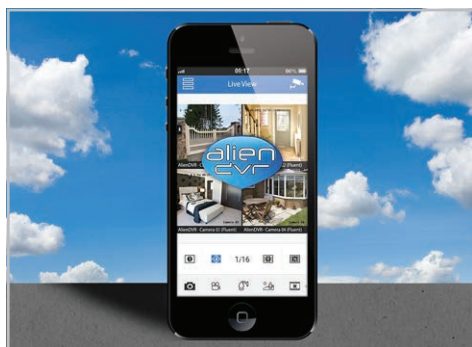


**Free Download - alienDVR Android Phone App**

<https://softcctv.com/software/Alien-Android-Phone-Client-v402-20170626.apk>



# iOS App - AlienDVR iPhone



Free Download - alienDVR Android Tablet App

<https://play.google.com/store/apps/details?id=com.systemQ.aliendvr>



Tip - How To Watch CCTV Images On Your Mobile

<http://www.aliendvr.com/support/quicktips/pdfs/Tip-275-How-To-Watch-CCTV-Security-On-Your-Mobile-Phone.pdf>



alienDVR Enduser Site - Information & Support

<http://aliendvr.com/>

